GENERAL ARRANGEMENT
FREEDOM
SCALE : 1/250 , 1/200

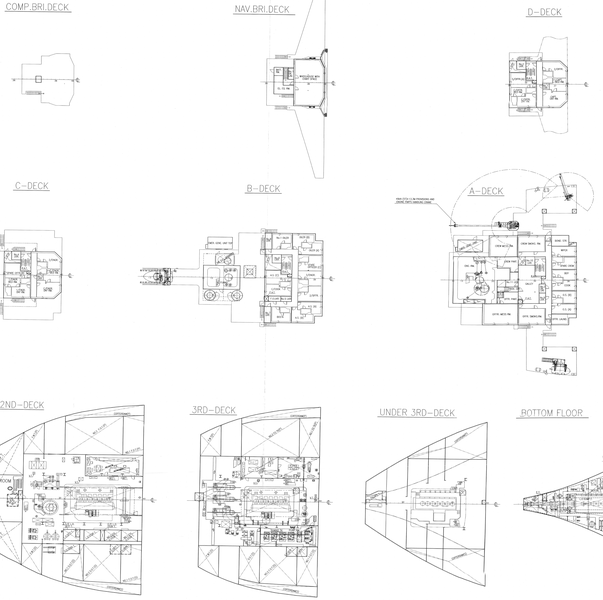

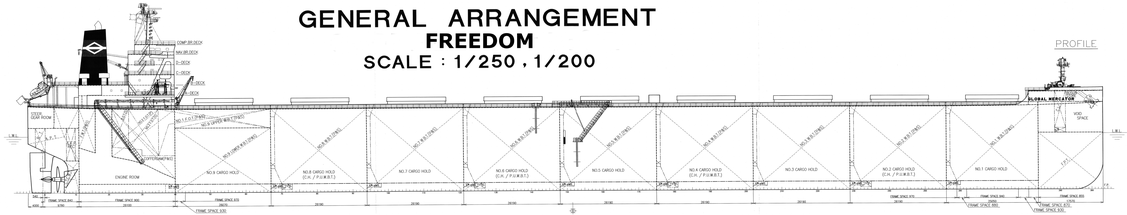

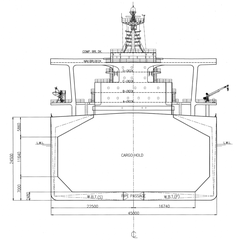

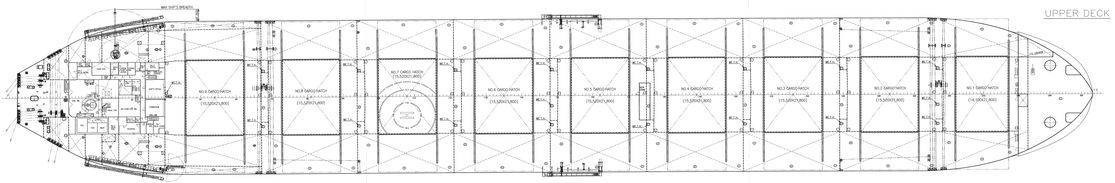

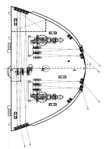

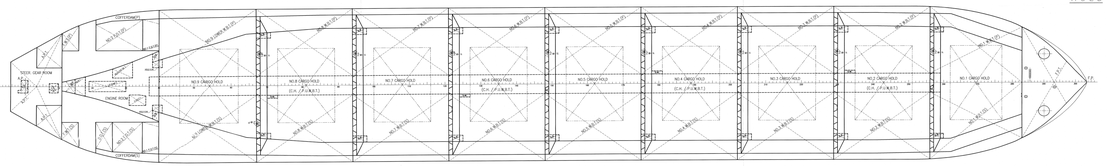

PRINCIPAL PARTICULARS

TYPE OF SHIP ..... FLUSH DECKER WITH F'CLE, AFT BRIDGE AND AFT ENGINE
USE OF SHIP ..... BULK CARRIER
CLASSIFICATION ..... NK NS4 CSR,BC-A,BC-A,BC-A,E,GRAB[25](ESP),MNS*,MO AND IWS
DESCRIPTIVE NOTE ..... SUITABLE FOR HEAVY CARGO LOADING WHERE HOLDS NO.5,6,7,8,9 AND 8 MAY BE EMPTY
DOUBLE HULL CONSTRUCTION APPLIED TO ALL CARGO HOLDS.

LENGTH OVERALL	max. 292.00	M
LENGTH BETWEEN PERPENDICULARS	287.80	M
BREADTH (MOULDED)	45.00	M
DEPTH (MOULDED)	24.50	M
DESIGNED LOAD DRAFT (MOULDED)	16.50	M
SCANTLING DRAFT (MOULDED)	18.15	M
GROSS TONNAGE	93,279	T
DEADWEIGHT ON THE DESIGNED LOAD DRAFT	175,000	T
DEADWEIGHT ON THE SCANTLING DRAFT	182,000	T
CARGO HOLD CAPACITY (GRAIN)	193,396	M^3
SERVICE SPEED	14.5	KNOTS
END-RANGE	approx. 24,800	NM
MAIN ENGINE	MAN B&W 7S60ME-C	
MAX.CONTINUOUS OUTPUT	16,580	kW x 90 min^{-1}

COMPLEMENT

CLASS	NAME	MAX	ARRANGED DECK D	C	B	A	Lpm	CLASS TOTAL
CAPTAIN	CAPTAIN		1					
	C/ENGR.			1				2
S/OFFR.	C/OFFR.		1					
	1/ENGR.			1				2
J/OFFR.	2/OFFR.			1				
	2/ENGR.				1			
	3/OFFR.				1			
	3/ENGR.				1			
	SPARE OFFICER (A)		1					
	SPARE OFFICER (B)			1				
	SPARE OFFICER (C)			1				7
P/OFFR.	BOS'N			1				
	No.1 OILER			1				
	C/COOK			1				3
CREW	AB(1 SWIMMER)			3				
	OILER (A),(B)			2				
	ORD. SEAMAN (A),(B)				2			
	WIPER				1			
	COOK				1			
	BOY				1			
	SPARE CREW				1			11
TOTAL ON BOARD		6	4	11	6			25

Universal Shipbuilding Corporation

BIBLIOGRAPHY

NO.	DATE	REVISION	DESCRIPTION	DATE

FINISHED PLAN
NO. S001-1-A50
Universal Shipbuilding Corporation
DATE FEBU. 14.2005

This drawing or document is the property of Universal Shipbuilding Corporation and is not to be either re-produced or used without the written permission and consent of Universal Shipbuilding Corporation.

FREEDOM

S.No.133

APPROVED BY	一ノ瀬
CHECKED BY	三浦
CHECKED BY	中村
APPROVED BY	一ノ瀬
DRAWN BY	K.TAGAWA
DATE OF MAKE	MAR. 15th. 2011

Universal Shipbuilding Corporation
Tsu Shipyard
Production Design Department

180,000 DWT BULK CARRIER
(Scale-Flat type)

GENERAL ARRANGEMENT
(AS BUILT)

一般配置図
(竣工図)

DWG.NO. KC1133-01
M-1000
SCALE 1/200 , 1/200

F023